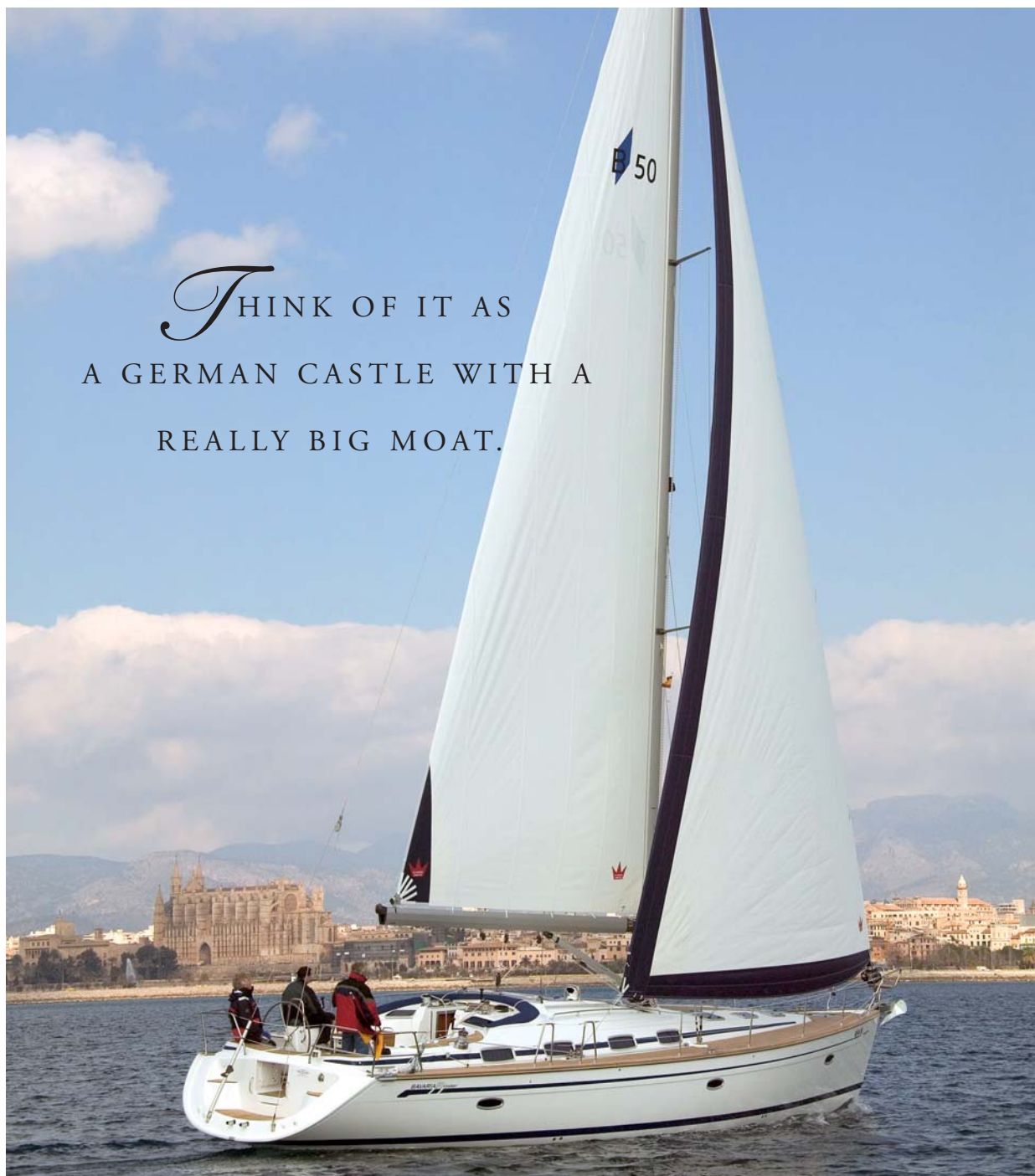


BAVARIA 50 CRUISER



*T*HINK OF IT AS
A GERMAN CASTLE WITH A
REALLY BIG MOAT.



BAVARIA YACHTS
German-engineered, sailor-inspired.

BAVARIA 50 CRUISER

Bavaria has a well-deserved reputation for building yachts with truly aesthetic lines, but none engenders the term "WOW appeal" like the Bavaria 50. Regardless of whether you are savoring the amenities of the four- or five-cabin interior layout, enjoying the exhilaration of being on deck during a relaxing afternoon sail, or just standing on the dock watching her sail by, everything about the 50 speaks to pedigree. A powerful yet easily managed sail plan gives the 50 all the performance that the avid sailor could desire. Below decks, the spacious, bright interior will take your breath away. The large galley and a dinette area are ideal for entertaining guests or for intimate evenings at anchor. Take a close look, and you'll agree that the Bavaria 50 stands above all the rest.



- Two large guest cabins with private heads, ample storage featuring rich mahogany cabinetry, double berths incredible light and ventilation



- Chart table with large compartment for charts and wrap around console for navigational instruments



- Rich, new lighter colored mahogany interior finish featuring ample width solid wood cabin doors and dinette table



- European style galley with ample counter space and storage lockers, propane stove with oven and front opening 12 Volt refrigeration



- Double spreader Selden mast, choice of conventional, furling or fully battened mainsail, adjustable pneumatic boom vang and top quality deck hardware

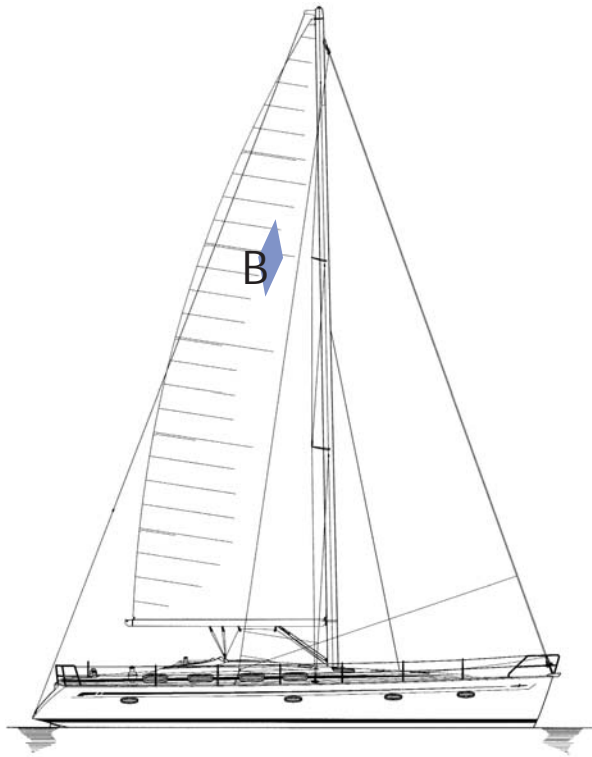


- Four or five cabin layout, large owner's stateroom with ample natural light, opening hatches with roller blinds, semi-island berth and private head

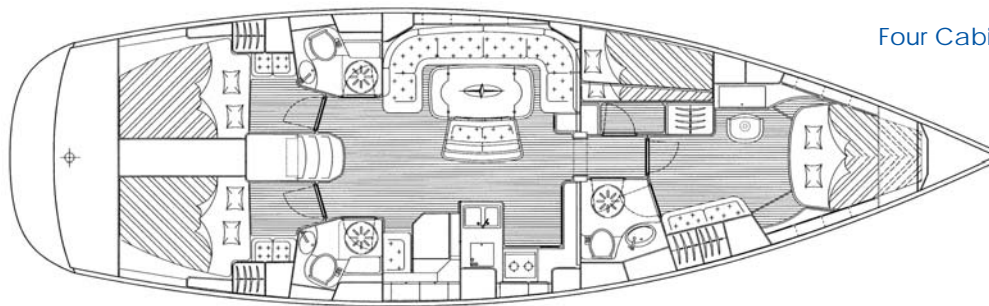


BAVARIA YACHTS
German-engineered, sailor-inspired.

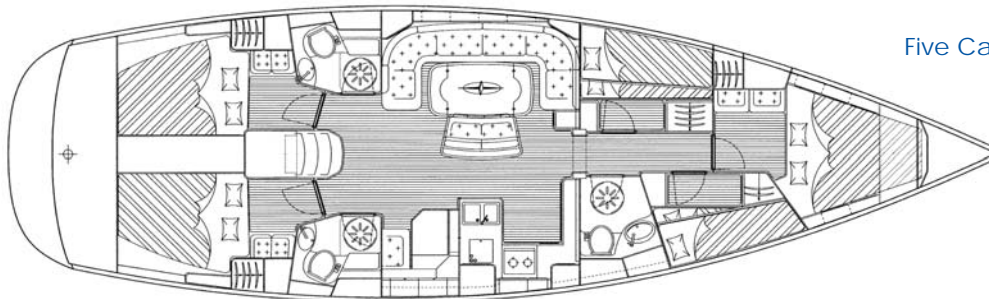
BAVARIA 50 CRUISER



Length overall	50'6"
Length hull	49'2"
Length waterline	44'2"
Beam	14'9"
Draft standard	6'1"
Draft (deep lead option)	6'11"
Displacement	27,720 lbs.
Ballast	9,240 lbs.
Water tank	200 gal. (appx.)
Fuel tank	85 gal. (appx.)
Mainsail & genoa	1,405 sq. ft. (appx.)
Ht. of mast above waterline	68'



Four Cabin layout



Five Cabin layout

www.bavariayachts.com 1-410-990-0007



BAVARIA 50 CRUISER

50 CRUISER STANDARD FITTINGS AND EQUIPMENT

Hull & Deck

Hand-laid fiberglass, solid below the waterline
Kevlar reinforced bow sections
Side deck and coach roof with non-skid
Teak cockpit seats and sole
Stainless steel bow pulpit
Stainless steel double pushpit
Double lifelines
Rail opening port and starboard
Stainless steel bow fitting with anchor rollers and chafe guard
Four aluminum mooring cleats
Two aluminum spring line cleats
Two self-tailing genoa winches two speed
Two self-tailing halyard winches, two speed
Electric windlass
Two winch handles
Sheets and halyards led to the cockpit
Spinlock line clutches
Self-draining anchor locker
Two large seat lockers with teak inlay
Self-draining gas cylinder locker
Cockpit shower (hot and cold)
Stainless steel boarding ladder - telescoping
Deck vents
Electric bilge pump
Manual bilge pump
Cockpit table with ice box
Teak decks optional

Sails & Rigging

Double spreader Selden mast
Headsail designed for furling system
Choice of conventional, furling or fully battened main-sail
Adjustable backstay
Furlex furling system for headsail
Selden adjustable boom vang

Ballast

Modern profile cast iron keel

Rudder

Twin steering pedestals
Streamlined balanced rudder
Rudder stock with self-adjusting bearings
Emergency tiller
Two steering wheels with leather covers

Electrical System

12 V panel with circuit breakers
110 V shore supply
110 V outlets
Voltmeter

Navigation lights

Deck lights
Batteries: 1 x 55 Ah engine
2 x 140 Ah house
45 Ah Battery Charger

Interior

Varnished mahogany interior
Four or five cabins with double berths or bunk beds
Salon with comfortable settee and large mahogany table
Sideboards with stowage space and lockers
Chart table with large compartment for nautical charts and navigation instruments
Chart table seat with stowage
Bookshelf
Gimbaled two burner propane stove with oven
Front opening refrigerator - 12 V
Double stainless steel sink
Stowage with drawers and drop doors
Galley stowage
Trash container with lid
Three heads with easy-care surfaces
Shower with sump pump in each head
Three manual toilets
Holding tank with deck pump-out and overboard discharge
Two non-opening deck skylights
Ten opening hatches with roller blinds
Eight opening ports with curtains
Six non-opening hull ports

Fresh Water Supply

Water tank (appx. 200 gal.)
Water level indicator
Electric pressure water pump with pump filter
Pressure hot water system

Instruments

Raymarine ST 60 Tridata, (log, speedometer and depth)
Raymarine ST 60 Wind
Pedestal mounted compass

Engine

Volvo Penta D2-75, 75 hp with sail drive
Single-lever engine control
Fresh water cooling
Operating hours meter
Tachometer
Fuel tank (appx. 85 gal.)
Fuel level indicator
Sea water filter

Due to continued efforts to upgrade product, equipment specifications and prices are subject to change without notice at any time.

www.bavariayachts.com 1-410-990-0007

